



CETO

HORIZONTAL CHANDELIER - DOUBLE

Ceto captures the variation and rippling of the surface of the ocean. Each piece reflects a unique pattern, emitting a delicate luminosity, highlighting the presence of the sea. This sculptural luminaire is available in a selection of mouth-blown glass finishes combined with a highly refined machined aluminium body available in a black and champagne anodised finish. The Ceto Horizontal Chandelier can be easily customised and configured to your project needs.

AVAILABLE FINISHES

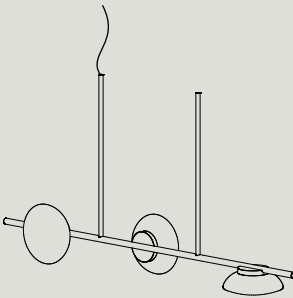


TECHNICAL

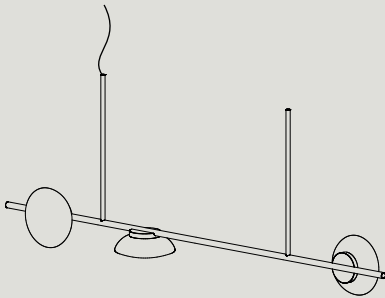
| | | | | | | | |
|------------------------------------|--|-------|---------------------------|----|-----------------------|--------|------------------------------|
| MATERIAL | ANODISED ALUMINIUM, GLASS | | | | | | |
| LOW VOLTAGE LED (220-240V REGIONS) | <p>SELV 60V (WITH EXTERNAL DRIVER) 2-4W LED MODULE, WATTAGE WILL VARY SLIGHTLY DEPENDING ON CETO CONFIGURATION. 300-380 LUMEN RANGE PER LIGHT SOURCE. 3000K WARM WHITE.</p> <p>DIMMING OPTIONS:</p> <ul style="list-style-type: none">· PHASE - DIMMING RANGE 5 - 100%.· DALI - DIMMING RANGE 1 - 100%.· 1-10V - DIMMING RANGE 5 - 100%.· 0-10V - NOT COMPATIBLE. <p>IF THE CEILING CAVITY CANNOT HOUSE THE DRIVER PLEASE CONTACT THE STUDIO FOR FURTHER OPTIONS.</p> | | | | | | |
| 120V LED (100-120V REGIONS) | <p>4W AC LED MODULE 380 LUMEN PER LIGHT SOURCE. 3000K WARM WHITE, DIMMABLE. DRIVER NOT REQUIRED, DIRECT MAINS VOLTAGE.</p> <p>DIMMING OPTIONS:</p> <ul style="list-style-type: none">· PHASE - DIMMING RANGE 5 - 100%.· DALI - NON-DIMMABLE, ON/OFF FUNCTIONALITY ONLY VIA DALI SWITCH.· 1-10V - NOT COMPATIBLE.· 0-10V - NOT COMPATIBLE. <p>ALL US AND CANADIAN ORDERS COME SUPPLIED WITH 120V COMPONENTRY CERTIFIED FOR USE IN THESE REGIONS.</p> <p>FOR OPTIMAL DIMMING PERFORMANCE WE RECOMMEND SOURCING A ROTARY OR PUSH BUTTON DIMMER WITH ADJUSTMENT DIAL CAPABLE OF SETTING THE DIMMING RANGE OF THE FIXTURE.</p> <p>PLEASE CONTACT OUR STUDIO FOR FURTHER INFORMATION REGARDING MOST SUITABLE LAMPING TECHNOLOGY FOR YOUR SPECIFIC PROJECT/REGION.</p> | | | | | | |
| LED LIFESPAN | 50,000 HRS | | | | | | |
| CERTIFICATION | <table><tr><td>AU/NZ</td><td>AS/NZS 60598.1, 60598.2.1</td></tr><tr><td>EU</td><td>EN 60598.1, 60598.2.1</td></tr><tr><td>US/CAN</td><td>ETL/UL 1598, CSA C22.2#250.0</td></tr></table> | AU/NZ | AS/NZS 60598.1, 60598.2.1 | EU | EN 60598.1, 60598.2.1 | US/CAN | ETL/UL 1598, CSA C22.2#250.0 |
| AU/NZ | AS/NZS 60598.1, 60598.2.1 | | | | | | |
| EU | EN 60598.1, 60598.2.1 | | | | | | |
| US/CAN | ETL/UL 1598, CSA C22.2#250.0 | | | | | | |

| | |
|------------------------------|---|
| IP RATING | IP20 - FOR INDOOR USE ONLY |
| CANOPY | <p>Ø120 X 30MM CEILING CANOPY (X2). CIRCULAR LINISH AND ANODISED TO MATCH THE SPECIFIED FINISH OF CETO. MOUNTING HOLES TO SUIT STANDARD 4" JUNCTION BOXES FOR THE US/CAN REGION.</p> <p>AN OPTIONAL Ø170 X 40MM CEILING CANOPY AVAILABLE FOR 220-240V REGION ORDERS WHERE DRIVERS CANNOT BE HOUSED WITHIN CEILING CAVITY.</p> |
| PRODUCT CODES SKU | EG. CH23S-G-BLK.A-BLK = CETO HORIZONTAL CHANDELIER WITH 2 X CEILING MOUNTING POINTS AND 3 X BLACK GLASS MODULES AND A BLACK ANODISED BODY |
| CH23S-G-XXX.A-XXX | HORIZONTAL CHANDELIER WITH 2 X CEILING MOUNTING POINTS AND 3 X MODULES, STANDARD LENGTH |
| CH23L-G-XXX.A-XXX | HORIZONTAL CHANDELIER WITH 2 X CEILING MOUNTING POINTS AND 3 X MODULES, EXTENDED LENGTH |
| CH24S-G-XXX.A-XXX | HORIZONTAL CHANDELIER WITH 2 X CEILING MOUNTING POINTS AND 4 X MODULES, STANDARD LENGTH |
| CH24L-G-XXX.A-XXX | HORIZONTAL CHANDELIER WITH 2 X CEILING MOUNTING POINTS AND 4 X MODULES, EXTENDED LENGTH |
| FINISHES FOR ALL VARIATIONS: | <p>GLASS: FROSTED BLACK (G-FBK) BLACK (G-BLK) CLEAR (G-CLR) WHITE (G-WHT)</p> <p>BODY: BLACK ANODISED (A-BLK) CHAMPAGNE ANODISED (A-CHM)</p> |
| DIMENSIONS | VARIOUS - SEE DIMENSIONS ON FOLLOWING PAGE* |
| WEIGHT | CH23S/L - 5.5KG / 12.2LB CH24S/L - 7.5KG / 16.5LB |
| PACKAGING | L 51CM W 51CM H 25CM / L 20" W 20" H 9.8" |
| PACKAGING WEIGHT | CH23S/L - 6KG / 113.2LB CH24S/L - 8KG / 17.7LB |

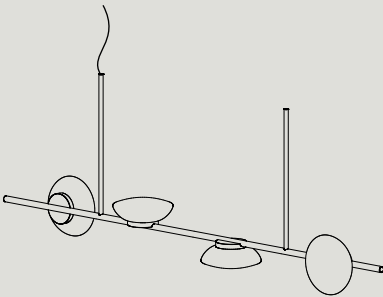
DIMENSIONS



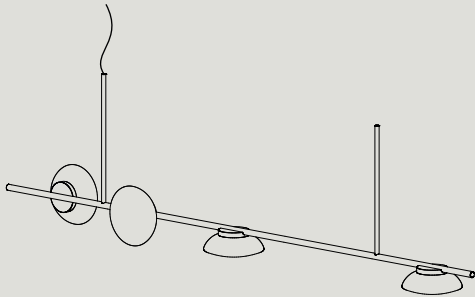
CH23S*
L 1306 W 200 H 200^
L 51.4" W 7.9" H 7.9"^
CEILING CANOPY SPACING L 440MM / 17.32"



CH23L*
L 1706 W 200 H 200^
L 67.2" W 7.9" H 7.9"^
CEILING CANOPY SPACING L 840MM / 33.07"



CH24S*
L 1706 W 200 H 200^
L 67.2" W 7.9" H 7.9"^
CEILING CANOPY SPACING L 840MM / 17.32"



CH24L*
L 2106 W 200 H 200^
L 83" W 7.9" H 7.9"^
CEILING CANOPY SPACING L 1240MM / 48.82"

*CUSTOM CONFIGURATIONS AVAILABLE UPON REQUEST
^ HANG HEIGHT NEEDS TO BE CONFIRMED PRIOR TO PRODUCTION
H - INDICATED MINIMUM HANG HEIGHT (CEILING TO BOTTOM OF GLASS)