



NEBULAE

VERTICAL CHANDELIER

The Nebulae collection takes its name from the natural phenomena of interstellar clouds and their dynamic layered lighting effects. The geometric machined forms coupled with the fluid glass discs creates a balance between the elements. Designed for use in larger open spaces, working in modular configurations, the Nebulae Vertical Chandelier Collection is inspired by the diffusion of natural light.

Available in several configurations (including a Horizontal Chandelier), several glass finishes, the Nebulae Vertical Chandelier is both dynamic and sculptural in its linear form.

AVAILABLE FINISHES

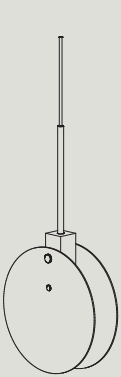


TECHNICAL

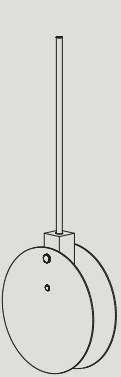
MATERIAL	ANODISED ALUMINIUM, GLASS
LAMPING	8.5W E27 LED, 806 LM, 2700K WARM WHITE DIMMABLE. SUPPLIED WITH AUS/NZ SALES (220-240V) ONLY (120V) E26 LAMP HOLDER SUPPLIED FOR NORTH AMERICA/CANADA.
LED LIFESPAN	15,000 HRS
CONTROL	PHASE-CONTROL / NETWORK-CONTROL DIMMABLE DIMMING RANGE 10 - 100%. FOR OPTIMAL DIMMING PERFORMANCE WE RECOMMEND SOURCING A ROTARY OR PUSH BUTTON DIMMER WITH AN ADJUSTMENT DIAL CAPABLE OF SETTING THE DIMMING RANGE OF THE FIXTURE.
CANOPY	Ø120 X 30MM CEILING CANOPY. CIRCULAR LINISH AND ANODISED TO MATCH THE SPECIFIED FINISH OF NEBULAE. MOUNTING HOLES TO SUIT STANDARD 4" JUNCTION BOXES FOR THE US/CAN REGION.
CORD	FOR NEBULAE 11 CORDED ONLY - 2M / 7' BLACK (BLACK ANODISED) OR WHITE (CHAMPAGNE ANODISED). NOTE: LONGER LENGTHS AVAILABLE UPON REQUEST
IP RATING	IP20 - FOR INDOOR USE ONLY
CERTIFICATION	AU/NZ AS/NZS 60598.1, 60598.2.1 EU EN 60598.1, 60598.2.1 US/CAN ETL/UL 1598, CSA C22.2#250.0

PRODUCT CODES SKU EG. NC.12.G-FLU.A-WCH = NEBULAE 12 IN FLUTED CLEAR GLASS AND CHAMPAGNE ANODISED BODY - DOUBLE CHANDELIER	
NC.11.G-XXX.A-XXX.C	NEBULAE 11 - SINGLE PENDANT - CORDED
NC.11.G-XXX.A-XXX.T	NEBULAE 11 - SINGLE PENDANT - TUBE
NC.12.G-XXX.A-XXX	NEBULAE 12 - DOUBLE CHANDELIER
NC.13.G-XXX.A-XXX.A	NEBULAE 13 - THREE HANGING CHANDELIER
NC.13.G-XXX.A-XXX.B	NEBULAE 13 - THREE HANGING CHANDELIER - OFFSET
NC.15.G-XXX.A-XXX.A	NEBULAE 15 - FIVE HANGING CHANDELIER
NC.15.G-XXX.A-XXX.B	NEBULAE 15- FIVE HANGING CHANDELIER - OFFSET
FINISHES FOR ALL CONFIGURATIONS:	GLASS: FLUTED CLEAR (G- FLU), BUBBLE BLACK (G-BBL), AND WHITE PEARL (G-PWH) BODY: BLACK ANODISED (A-BLK) AND CHAMPAGNE ANODISED (A-CHM)
DIMENSIONS	VARIOUS - SEE DIMENSIONS ON FOLLOWING PAGE*
WEIGHT	NEBULAE 11 CORDED & TUBE - 3KG / 6.6LB NEBULAE 12 - 5KG / 11LB NEBULAE 13 & 13 OFFSET- 8KG / 17.6LB NEBULAE 15 & 15 OFFSET - 16KG / 35.2LB
PACKAGING	NEBULAE 11 / 12 - 50X50X25CM / 19.7X19.7X9.8" NEBULAE 13 / 13 OFFSET / 15 / 15 OFFSET - 75X50X25CM / 29.5X19.7X9.8"
PACKAGING WEIGHT	NEBULAE 11 - 3KG / 6.6LB NEBULAE 12 - 5KG / 11LB NEBULAE 13 & 13 OFFSET- 8KG / 17.6LB NEBULAE 15 & 15 OFFSET - 16KG / 35.2LB

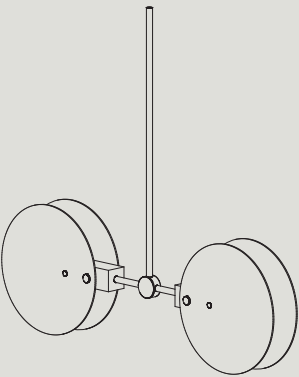
DIMENSIONS



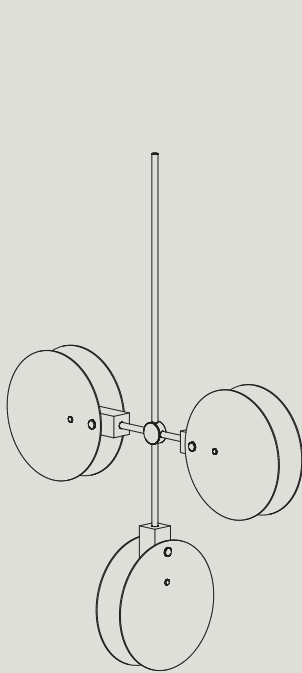
NC11 CORDED
L 300 W 87 H 590
L 11.8" W 3.4" H 23.2"



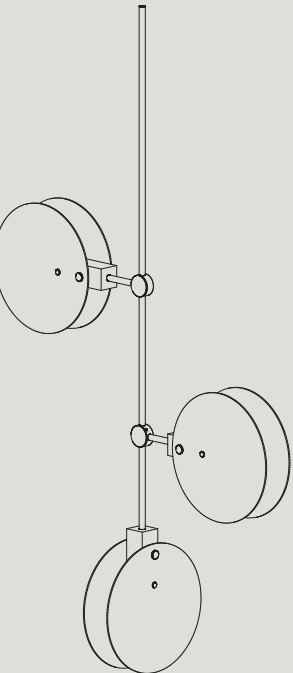
NC11 TUBE
L 300 W 87 H 330*
L 11.8" W 3.4" H 13.0"



NC12
L 870 W 87 H 300*
L 34.3" W 3.4" H 11.8"



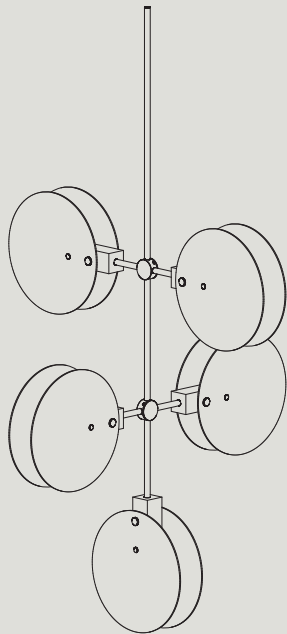
NC13
L 870 W 300 H 696*
L 34.3" W 11.8" H 27.4"



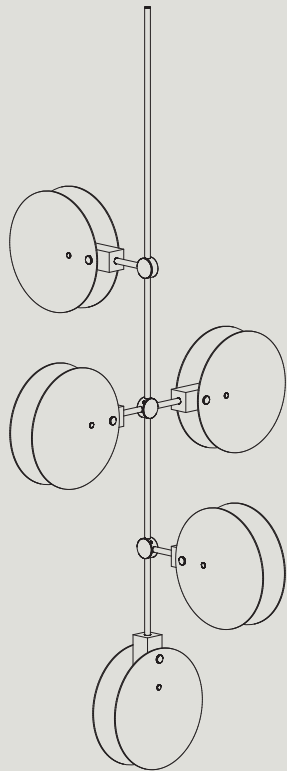
NC13 OFFSET
L 870 W 300 H 1046*
L 34.3" W 11.8" H 41.2"

*OVERALL DROP HEIGHT FOR EACH NEBULAE CHANDELIER IS CUSTOMISED TO THE INDIVIDUAL SPACE AND FCL BY CLIENT.

DIMENSIONS



NC15
L 870 W 870 H 1046*
L 34.3" W 34.3" H 41.2"



NC15 OFFSET
L 870 W 870 H 1396*
L 34.3" W 34.3" H 55.0"