



BLOC WALL SCONCE

The Bloc Wall Sconce takes inspiration from classic minimalist sculpture from the 1960s, reimagined through an interplay of solid, intersecting blocks. Its asymmetrical design allows for both left and right combinations, making it adaptable to a range of spatial compositions.

Crafted from precisely machined blocks of brass, The Bloc Wall Light features a powerful LED light source that casts a soft, diffused light back onto the wall, creating a warm ambient glow.


SPECIFICATIONS

WARRANTY	12 Months	LIGHT SOURCE	24V warm white (3000K) LED
MOUNTING	Wall	VOLTAGE	24V
WEIGHT	1.9 KG	POWER	9W
ENVIRONMENT	Indoor	SUPPLY INCLUDED	Yes -240V (AUS/NZ) / 120V(US) to 24V
MATERIALS	Solid Brass, hand patina finishes with protective clear coat		


FINISH OPTIONS




BRUSHED
BRASS



AGED
BRASS



BRONZE
PATINA



BLACKENED
PATINA

View next page for sizing and technical specifications.

SIZING OPTIONS

18.7”
475 mm
POWER: 9W

