

LOST PROFILE - SPECIFICATION SHEET - **COVENANT CAPSULE 2400 x 900**



Informed by the interlocking components of a snake's spine, *Covenant* is Lost Profile's contemporary take on a traditional glass chandelier.

LOST PROFILE - SPECIFICATION SHEET - COVENANT CAPSULE 2400 x 900

PRODUCT	DIMENSIONS (mm)	WEIGHT (kg)	VOLTAGE (v)	WATTAGE (w)	DRIVER	LED COLOUR TEMP	SURFACE FINISHES
COVENANT CAPSULE 2400	2400 x 900 x 140	30kg	12VDC	110W	12V 150W 0-10V DIMMABLE	WARM WHITE 2700K	STD, CUSTOM
<p>Clear enamel & powder coated finishes available on request (Add 10%)</p> <p><u>Standard (STD) surface finishes:</u> Blonde Brass, Aged Brass, Dark Bronze (these finishes are waxed)</p> <p><u>Custom surface finishes:</u> Brushed Nickel, Chrome, Black Chrome plating (Add 20%)</p>							

MATERIALS

Brass, glass, aluminium, LED.

MAINTENANCE

All LOST PROFILE metal surfaces are waxed. These metal surfaces are designed to age and patinate.
Wear gloves when handling to avoid hand prints. Clear enamel coating is available on request.

SUSPENSION

COVENANT is supplied with 4 x 2000mm suspension wires and 2 x 2000mm clear 2-core power cable.
Please advise us if you require longer suspension wires & power cable.

CEILING CANOPY

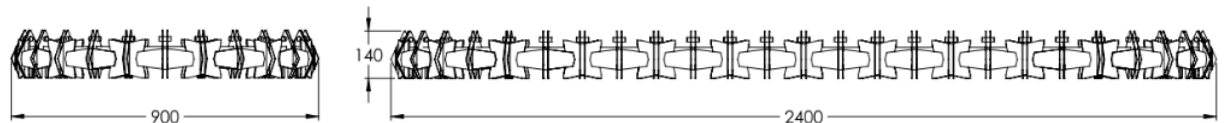

Angled Wires option: 1 x central Hexagonal Flush canopy, 400mm x 200mm.
Vertical Wires option: 4 x Round Flush canopies, 100mm diameter

INSTALLATION

Assembly required upon installing COVENANT as the glass is supplied separately to the internal substrate ring.
Allow at least 1 hour for installing the glass onto the ring. See installation guide for details.

DRIVERS & DIMMING

LOST PROFILE products are supplied with 0-10V dimmable LED drivers.
The location of the driver needs to be considered, whether in a ceiling cavity, in a wall cavity, or ideally in an accessible electricals cabinet.



LOST PROFILE - SPECIFICATION SHEET - **COVENANT CAPSULE 1800 x 750**

Informed by the interlocking components of a snake's spine, *Covenant* is Lost Profile's contemporary take on a traditional glass chandelier.



LOST PROFILE - SPECIFICATION SHEET - COVENANT CAPSULE 1800 x 750

PRODUCT	DIMENSIONS (mm)	WEIGHT (kg)	VOLTAGE (v)	WATTAGE (w)	DRIVER	LED COLOUR TEMP	SURFACE FINISHES
COVENANT CAPSULE 1800	1800 x 750 x 140	20kg	12VDC	85W	12V 100W 0-10V DIMMABLE	WARM WHITE 2700K	STD, CUSTOM
Clear enamel & powder coated finishes available on request (Add 10%) Standard (STD) surface finishes: Blonde Brass, Aged Brass, Dark Bronze (these finishes are waxed) Custom surface finishes: Brushed Nickel, Chrome, Black Chrome plating (Add 20%)							

MATERIALS

Brass, glass, aluminium, LED.

MAINTENANCE

All LOST PROFILE metal surfaces are waxed. These metal surfaces are designed to age and patinate.
Wear gloves when handling to avoid hand prints. Clear enamel coating is available on request.

SUSPENSION

COVENANT is supplied with 4 x 2000mm suspension wires and 2 x 2000mm clear 2-core power cable.
Please advise us if you require longer suspension wires & power cable.

CEILING CANOPY

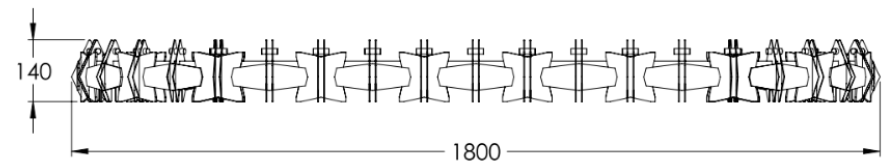
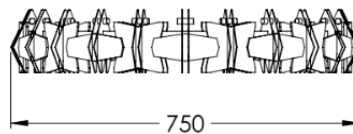
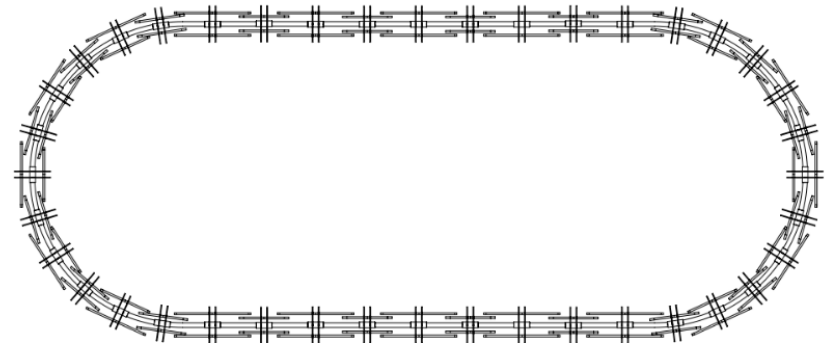
Angled Wires option: 1 x central Hexagonal Flush canopy, 400mm x 200mm.
Vertical Wires option: 4 x Round Flush canopies, 100mm diameter

INSTALLATION

Assembly required upon installing COVENANT as the glass is supplied separately to the internal substrate ring.
Allow at least 1 hour for installing the glass onto the ring. See installation guide for details.

DRIVERS & DIMMING

LOST PROFILE products are supplied with 0-10V dimmable LED drivers.
The location of the driver needs to be considered, whether in a ceiling cavity, in a wall cavity, or ideally in an accessible electricals cabinet.



LOST PROFILE - SPECIFICATION SHEET - **COVENANT CAPSULE 2400 x 900**



Informed by the interlocking components of a snake's spine, *Covenant* is Lost Profile's contemporary take on a traditional glass chandelier.

LOST PROFILE - SPECIFICATION SHEET - COVENANT CAPSULE 2400 x 900

PRODUCT	DIMENSIONS (mm)	WEIGHT (kg)	VOLTAGE (v)	WATTAGE (w)	DRIVER	LED COLOUR TEMP	SURFACE FINISHES
COVENANT CAPSULE 2400	2400 x 900 x 140	30kg	12VDC	110W	12V 150W 0-10V DIMMABLE	WARM WHITE 2700K	STD, CUSTOM
<p>Clear enamel & powder coated finishes available on request (Add 10%)</p> <p><u>Standard (STD) surface finishes:</u> Blonde Brass, Aged Brass, Dark Bronze (these finishes are waxed)</p> <p><u>Custom surface finishes:</u> Brushed Nickel, Chrome, Black Chrome plating (Add 20%)</p>							

MATERIALS

Brass, glass, aluminium, LED.

MAINTENANCE

All LOST PROFILE metal surfaces are waxed. These metal surfaces are designed to age and patinate.
Wear gloves when handling to avoid hand prints. Clear enamel coating is available on request.

SUSPENSION

COVENANT is supplied with 4 x 2000mm suspension wires and 2 x 2000mm clear 2-core power cable.
Please advise us if you require longer suspension wires & power cable.

CEILING CANOPY

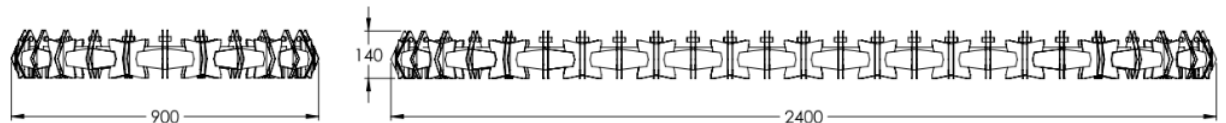
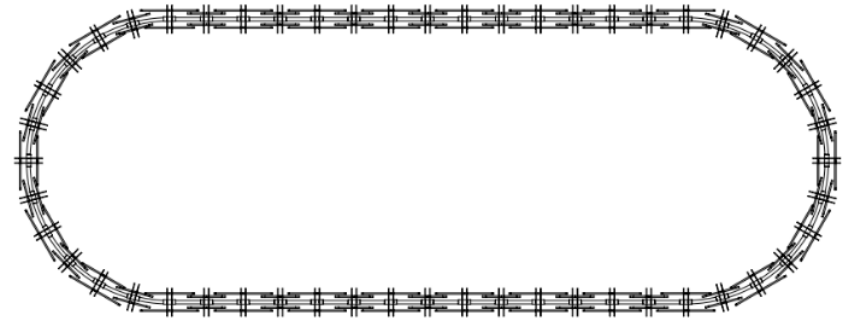
Angled Wires option: 1 x central Hexagonal Flush canopy, 400mm x 200mm.
Vertical Wires option: 4 x Round Flush canopies, 100mm diameter

INSTALLATION

Assembly required upon installing COVENANT as the glass is supplied separately to the internal substrate ring.
Allow at least 1 hour for installing the glass onto the ring. See installation guide for details.

DRIVERS & DIMMING

LOST PROFILE products are supplied with 0-10V dimmable LED drivers.
The location of the driver needs to be considered, whether in a ceiling cavity, in a wall cavity, or ideally in an accessible electricals cabinet.



LOST PROFILE - SPECIFICATION SHEET - COVENANT CAPSULE 1800 x 750

Informed by the interlocking components of a snake's spine, *Covenant* is Lost Profile's contemporary take on a traditional glass chandelier.



LOST PROFILE - SPECIFICATION SHEET - COVENANT CAPSULE 1800 x 750

PRODUCT	DIMENSIONS (mm)	WEIGHT (kg)	VOLTAGE (v)	WATTAGE (w)	DRIVER	LED COLOUR TEMP	SURFACE FINISHES
COVENANT CAPSULE 1800	1800 x 750 x 140	20kg	12VDC	85W	12V 100W 0-10V DIMMABLE	WARM WHITE 2700K	STD, CUSTOM
<p>Clear enamel & powder coated finishes available on request (Add 10%)</p> <p>Standard (STD) surface finishes: Blonde Brass, Aged Brass, Dark Bronze (these finishes are waxed)</p> <p>Custom surface finishes: Brushed Nickel, Chrome, Black Chrome plating (Add 20%)</p>							

MATERIALS

Brass, glass, aluminium, LED.

MAINTENANCE

All LOST PROFILE metal surfaces are waxed. These metal surfaces are designed to age and patinate.
Wear gloves when handling to avoid hand prints. Clear enamel coating is available on request.

SUSPENSION

COVENANT is supplied with 4 x 2000mm suspension wires and 2 x 2000mm clear 2-core power cable.
Please advise us if you require longer suspension wires & power cable.

CEILING CANOPY

Angled Wires option: 1 x central Hexagonal Flush canopy, 400mm x 200mm.
Vertical Wires option: 4 x Round Flush canopies, 100mm diameter

INSTALLATION

Assembly required upon installing COVENANT as the glass is supplied separately to the internal substrate ring.
Allow at least 1 hour for installing the glass onto the ring. See installation guide for details.

DRIVERS & DIMMING

LOST PROFILE products are supplied with 0-10V dimmable LED drivers.
The location of the driver needs to be considered, whether in a ceiling cavity, in a wall cavity, or ideally in an accessible electricals cabinet.

