

SPECIFICATION SHEET

V3.0



ALTUS PENDANT 750

DESCRIPTION

Altus is inspired by Francisco Sobrino's optical art sculptures of the late 20th Century, as well as Arts & Crafts architecture.

MATERIALS

Brass, glass, LED.

DIMENSIONS

Diameter: 715mm (28.1")
Height: 745mm (29.3")

WEIGHT

10kg (22lbs)

LAMPING

LED strip

LED COLOUR TEMP

Warm White 3000k

2700k Available upon request
No upcharge

VOLTAGE/WATTAGE

12V DC @ 23W

LUMENS

3900lm @ 90+ CRI*

*From the source

DRIVER

12V 25W 0-10V DIMMABLE

STANDARD FINISHES

Blonde Brass, Aged Brass, Dark Bronze (these finishes are waxed)

CUSTOM SURFACE FINISHES

Clear enamel & powder coated finishes available on request (Add 10%)

MAINTENANCE

All LOST PROFILE metal surfaces are waxed. These metal surfaces are designed to age and patinate. Wear gloves when handling to avoid hand prints.

CHAIN & CEILING CANOPY

An overall drop of up to 1750mm (68.9") is included in the price. Please specify drop length required upon ordering.

Minimum Drop = 1025mm (40.4")

Drop heights are in 145mm (5.7") increments

Additional chain costs extra.

The ceiling canopy is 80 x 80 x 250mm H (3.1" x 3.1" x 9.8") (Integral)

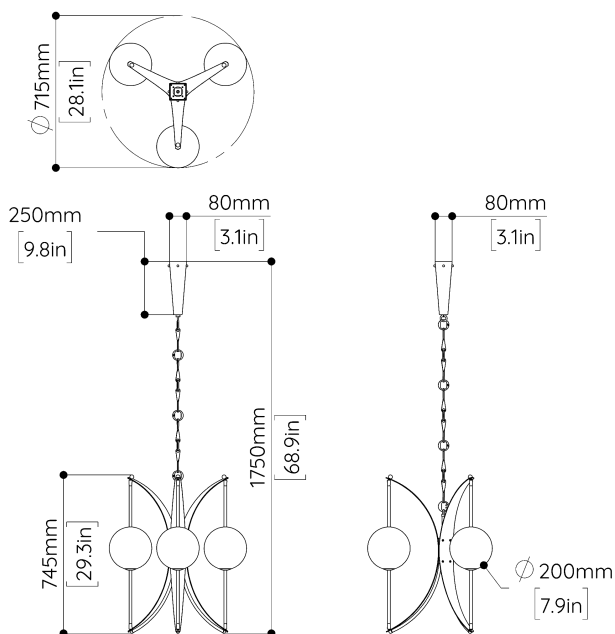
DRIVERS & DIMMING

LOST PROFILE products are supplied with 0-10V dimmable LED drivers.

PHASE & DALI Dimmable drivers are available for some regions, upon request.

PRICING & LEAD TIMES

Please contact us or your nearest LOST PROFILE representative for current pricing and lead times.



OPTION 1 (STANDARD)

Trapeze Canopy

Integral power supply

SPECIFICATION SHEET

V3.0



ALTUS 3-TIER PENDANT

DESCRIPTION

Altus is inspired by Francisco Sobrino's optical art sculptures of the late 20th Century, as well as Arts & Crafts architecture.

MATERIALS

Brass, glass, LED.

DIMENSIONS

Diameter: 1450mm (57.1")
Height: 2850mm (112.2")

WEIGHT

80kg (176.4lbs)

LAMPING

LED strip

LED COLOUR TEMP

Warm White 3000k

2700k Available upon request
No upcharge

VOLTAGE/WATTAGE

12V DC @ 110W

LUMENS

8250lm @ 90+ CRI*

*From the source

DRIVER

12V 120W 0-10V DIMMABLE

STANDARD FINISHES

Blonde Brass, Aged Brass, Dark Bronze (these finishes are waxed)

CUSTOM SURFACE FINISHES

Clear enamel & powder coated finishes available on request (Add 10%)

MAINTENANCE

All LOST PROFILE metal surfaces are waxed. These metal surfaces are designed to age and patinate. Wear gloves when handling to avoid hand prints.

CHAIN & CEILING CANOPY

An overall drop of up to 3500mm (137.8") is included in the price. Please specify drop length required upon ordering.

Minimum Drop = 3210mm (126.4")

Drop heights are in 145mm (5.7") increments

Additional chain costs extra.

The ceiling canopy is 120 x 120 x 300mm H (4.7" x 4.7" x 11.8") (Integral)

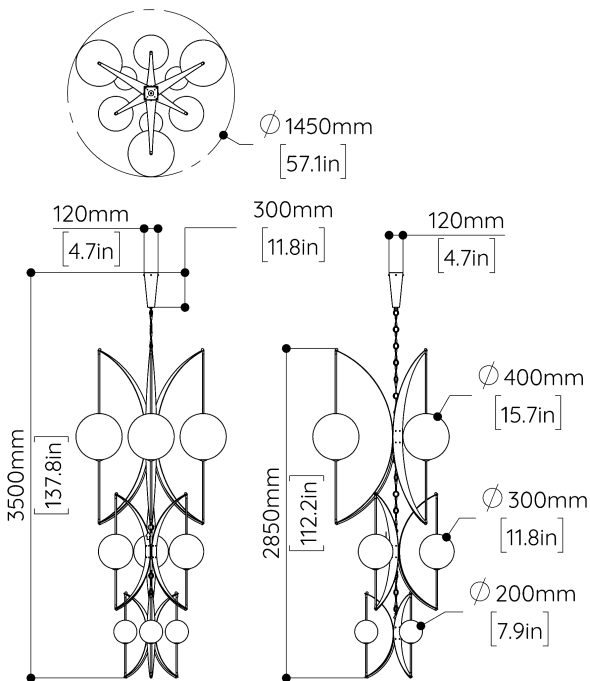
DRIVERS & DIMMING

LOST PROFILE products are supplied with 0-10V dimmable LED drivers.

PHASE & DALI Dimmable drivers are available for some regions, upon request.

PRICING & LEAD TIMES

Please contact us or your nearest LOST PROFILE representative for current pricing and lead times.



OPTION 1 (STANDARD)

Trapeze Canopy

Integral power supply

SPECIFICATION SHEET

V3.0



ALTUS 2-TIER PENDANT

DESCRIPTION

Altus is inspired by Francisco Sobrino's optical art sculptures of the late 20th Century, as well as Arts & Crafts architecture.

MATERIALS

Brass, glass, LED.

DIMENSIONS

Diameter: 1000mm (39.4")
Height: 1600mm (63.0")

WEIGHT

35kg (77.2lbs)

LAMPING

LED strip

LED COLOUR TEMP

Warm White 3000k

2700k Available upon request
No upcharge

VOLTAGE/WATTAGE

12V DC @ 80W

LUMENS

6000lm @ 90+ CRI*

*From the source

DRIVER

12V 90W 0-10V DIMMABLE

STANDARD FINISHES

Blonde Brass, Aged Brass, Dark Bronze (these finishes are waxed)

CUSTOM SURFACE FINISHES

Clear enamel & powder coated finishes available on request (Add 10%)

MAINTENANCE

All LOST PROFILE metal surfaces are waxed. These metal surfaces are designed to age and patinate. Wear gloves when handling to avoid hand prints.

CHAIN & CEILING CANOPY

An overall drop of up to 2500mm (98.4") is included in the price. Please specify drop length required upon ordering.

Additional chain costs extra.

Minimum Drop = 1920mm (75.6")

Drop heights are in 145mm (5.7") increments

The ceiling canopy is 120 x 120 x 300mm H (4.7" x 4.7" x 11.8") (Integral)

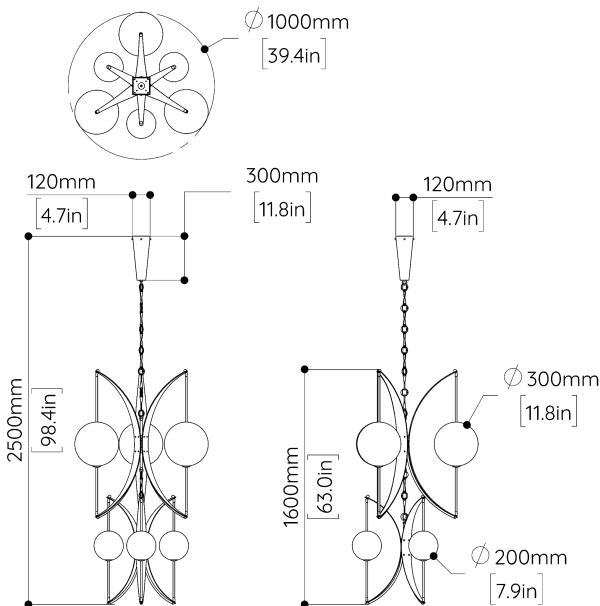
DRIVERS & DIMMING

LOST PROFILE products are supplied with 0-10V dimmable LED drivers.

PHASE & DALI Dimmable drivers are available for some regions, upon request.

PRICING & LEAD TIMES

Please contact us or your nearest LOST PROFILE representative for current pricing and lead times.



OPTION 1 (STANDARD)

Trapeze Canopy
Integral power supply

SPECIFICATION SHEET

V3.0



ALTUS PENDANT 1500

DESCRIPTION

Altus is inspired by Francisco Sobrino's optical art sculptures of the late 20th Century, as well as Arts & Crafts architecture.

MATERIALS

Brass, glass, LED.

DIMENSIONS

Diameter: 1450mm (57.1")
Height: 1520mm (59.8")

WEIGHT

45kg (99.2lbs)

LAMPING

LED strip

LED COLOUR TEMP

Warm White 3000k

2700k Available upon request
No upcharge

VOLTAGE/WATTAGE

12V DC @ 52W

LUMENS

3900lm @ 90+ CRI*

*From the source

DRIVER

12V 60W 0-10V DIMMABLE

STANDARD FINISHES

Blonde Brass, Aged Brass, Dark Bronze (these finishes are waxed)

CUSTOM SURFACE FINISHES

Clear enamel & powder coated finishes available on request (Add 10%)

MAINTENANCE

All LOST PROFILE metal surfaces are waxed. These metal surfaces are designed to age and patinate. Wear gloves when handling to avoid hand prints.

CHAIN & CEILING CANOPY

An overall drop of up to 2170mm (85.4") is included in the price. Please specify drop length required upon ordering.

Additional chain costs extra.

Minimum Drop = 1880mm (74")

Drop heights are in 145mm (5.7") increments

The ceiling canopy is 120 x 120 x 300mm H (4.7" x 4.7" x 11.8") (Integral)

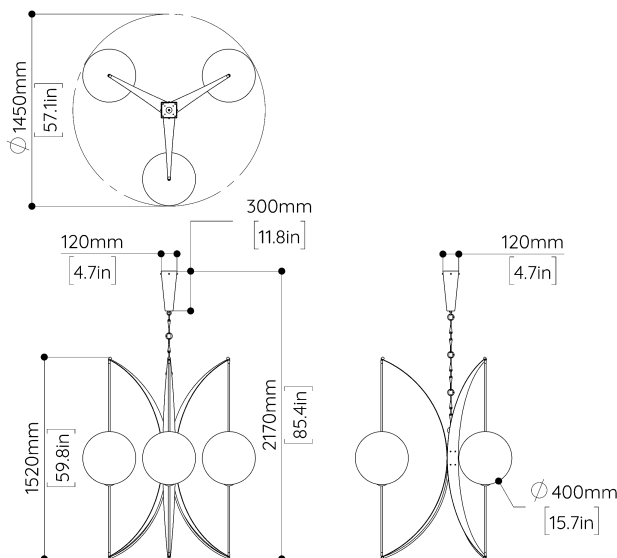
DRIVERS & DIMMING

LOST PROFILE products are supplied with 0-10V dimmable LED drivers.

PHASE & DALI Dimmable drivers are available for some regions, upon request.

PRICING & LEAD TIMES

Please contact us or your nearest LOST PROFILE representative for current pricing and lead times.



OPTION 1 (STANDARD)

Trapeze Canopy

Integral power supply

SPECIFICATION SHEET

V3.0



ALTUS PENDANT 1000

DESCRIPTION

Altus is inspired by Francisco Sobrino's optical art sculptures of the late 20th Century, as well as Arts & Crafts architecture.

MATERIALS

Brass, glass, LED.

DIMENSIONS

Diameter: 1000mm (39.4")
Height: 1020mm (40.2")

WEIGHT

20kg (44.1lbs)

LAMPING

LED strip

LED COLOUR TEMP

Warm White 3000k

2700k Available upon request
No upcharge

VOLTAGE/WATTAGE

12V DC @ 36W

LUMENS

2700lm @ 90+ CRI*

*From the source

DRIVER

12V 40W 0-10V DIMMABLE

STANDARD FINISHES

Blonde Brass, Aged Brass, Dark Bronze (these finishes are waxed)

CUSTOM SURFACE FINISHES

Clear enamel & powder coated finishes available on request (Add 10%)

MAINTENANCE

All LOST PROFILE metal surfaces are waxed. These metal surfaces are designed to age and patinate. Wear gloves when handling to avoid hand prints.

CHAIN & CEILING CANOPY

An overall drop of up to 1920mm (75.6") is included in the price. Please specify drop length required upon ordering.

Minimum Drop = 1340mm (52.8")

Drop heights are in 145mm (5.7") increments

Additional chain costs extra.

The ceiling canopy is 120 x 120 x 300mm H (4.7" x 4.7" x 11.8") (Integral)

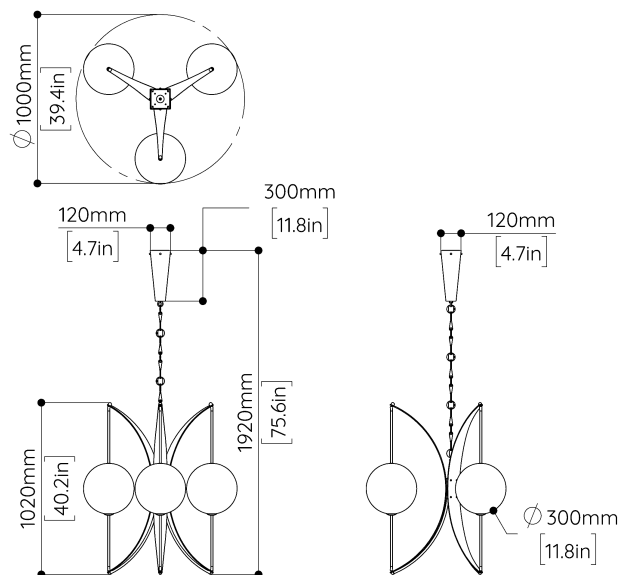
DRIVERS & DIMMING

LOST PROFILE products are supplied with 0-10V dimmable LED drivers.

PHASE & DALI Dimmable drivers are available for some regions, upon request.

PRICING & LEAD TIMES

Please contact us or your nearest LOST PROFILE representative for current pricing and lead times.



OPTION 1 (STANDARD)

Trapeze Canopy

Integral power supply