


300mm




127mm

Product	Shida on wall
Lamp type	240V G9
Supplied lamp	3.5W 3000K dimmable LED x 2
Size	300 x 127 x 80mm
Weight	2kg
Ceiling mount	Recessed
Finishes	Brass and plated finishes (Pictured in Dark Bronzed Brass).

Brass finishes



Dark Bronzed Brass



Bronzed Brass

Plated finishes

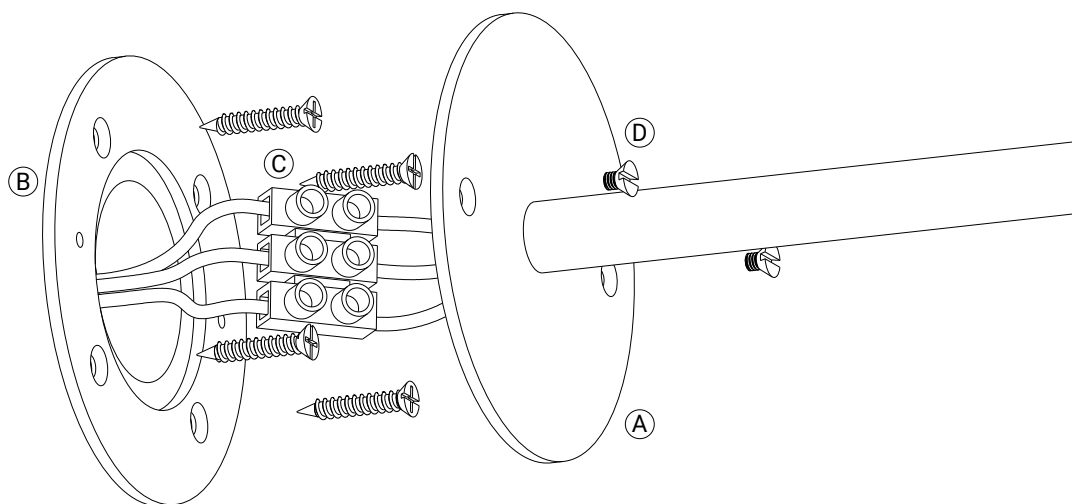


Chrome



Brushed Nickel

*Each hand finished surfaces are unique and variations may occur.



Installation 1 - Wall mount

1. Make sure to turn off the main power before installation.
2. Drill \varnothing 35 - 50mm hole to the wall to allow the terminal block (C) to fit through.
3. Attach the backing plate (B) to the wall by appropriate screws.
4. Connect live wires to the fitting (A) using the terminal block (C) supplied.
5. Place wiring into the wall.
6. Attach the fitting (A) to the backing plate (B) with the wall mount screws (D).
7. Insert the supplied bi-pin lamps to the lampholders.
8. Screw in the glass shades to the lampholders.
9. Turn on the main power.

Backing Plate (1:1)

