

SPECIFICATION SHEET

V1.0



AEGIS CHAIN 1 DROP SMALL

DESCRIPTION

With brass claws clasping onto cage-blown glass, Aegis Chain references the Ball & Claw motif.

MATERIALS

Brass, glass, LED.

DIMENSIONS

Length: 118mm (4.6")
Width: 118mm (4.6")
Height: 1507mm (59.3")

WEIGHT

4kg (8.8lbs)

LAMPING

LED strip

LED COLOUR TEMP

Warm White 3000k
2700k Available upon request
No upcharge

VOLTAGE/WATTAGE

12V DC @ 5W

LUMENS

375lm @ 90+ CRI*
*From the source

DRIVER

12V 25W 0-10V DIMMABLE

STANDARD FINISHES

Blonde Brass, Aged Brass, Dark Bronze (these finishes are waxed)

CUSTOM SURFACE FINISHES

Brushed Nickel, Chrome plating (Add 20%)
Clear enamel finishes available on request (Add 10%)

MAINTENANCE

All LOST PROFILE metal surfaces are waxed. These metal surfaces are designed to age and patinate. Wear gloves when handling to avoid hand prints.

CHAIN & CEILING CANOPY

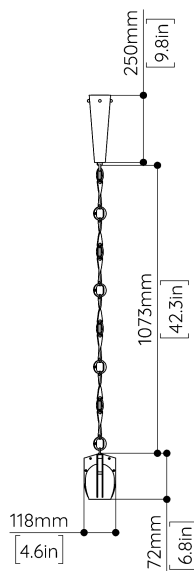
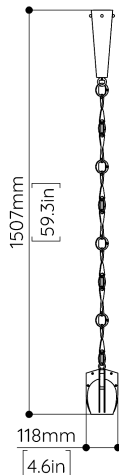
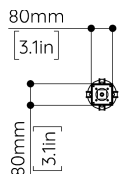
An overall drop of up to 1507mm (59.3") is included in the price. Please specify drop length required upon ordering.
Minimum Drop = 505mm (19.9")
Drop heights are in 145mm (5.7") increments
Additional chain costs extra.
The ceiling canopy is 80 x 80 x 250mm H (3.1" x 3.1" x 9.8")

DRIVERS & DIMMING

LOST PROFILE products are supplied with 0-10V dimmable LED drivers.
PHASE & DALI Dimmable drivers are available for some regions, upon request.
The location of the driver needs to be considered, whether in a ceiling cavity, in a wall cavity, or ideally in an accessible electrical cabinet.

PRICING & LEAD TIMES

Please contact us or your nearest LOST PROFILE representative for current pricing and lead times.



OPTION 1 (STANDARD)

Trapeze Canopy
Integral power supply

SPECIFICATION SHEET

V1.0



AEGIS CHAIN 1 DROP MEDIUM

DESCRIPTION

With brass claws clasping onto cage-blown glass, Aegis Chain references the Ball & Claw motif.

MATERIALS

Brass, glass, LED.

DIMENSIONS

Length: 177mm (7.0")
Width: 177mm (7.0")
Height: 1599mm (62.9")

WEIGHT

7kg (15.4lbs)

LAMPING

LED strip

LED COLOUR TEMP

Warm White 3000k
2700k Available upon request
No upcharge

VOLTAGE/WATTAGE

12V DC @ 7W

LUMENS

525lm @ 90+ CRI*
*From the source

DRIVER

12V 25W 0-10V DIMMABLE

STANDARD FINISHES

Blonde Brass, Aged Brass, Dark Bronze (these finishes are waxed)

CUSTOM SURFACE FINISHES

Brushed Nickel, Chrome plating (Add 20%)
Clear enamel finishes available on request (Add 10%)

MAINTENANCE

All LOST PROFILE metal surfaces are waxed. These metal surfaces are designed to age and patinate. Wear gloves when handling to avoid hand prints.

CHAIN & CEILING CANOPY

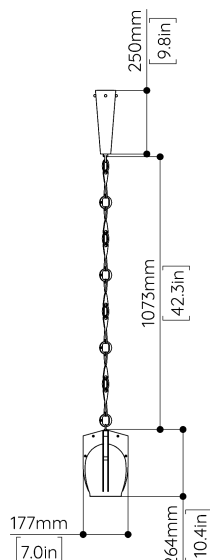
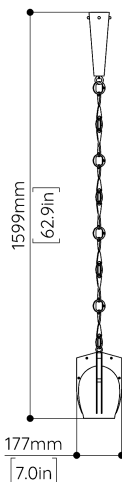
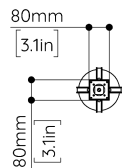
An overall drop of up to 1599mm (62.9") is included in the price. Please specify drop length required upon ordering.
Minimum Drop = 597mm (23.5")
Drop heights are in 145mm (5.7") increments
Additional chain costs extra.
The ceiling canopy is 80 x 80 x 250mm H (3.1" x 3.1" x 9.8")

DRIVERS & DIMMING

LOST PROFILE products are supplied with 0-10V dimmable LED drivers.
PHASE & DALI Dimmable drivers are available for some regions, upon request.
The location of the driver needs to be considered, whether in a ceiling cavity, in a wall cavity, or ideally in an accessible electrical cabinet.

PRICING & LEAD TIMES

Please contact us or your nearest LOST PROFILE representative for current pricing and lead times.



OPTION 1 (STANDARD)

Trapeze Canopy
Integral power supply

SPECIFICATION SHEET

V1.0



AEGIS CHAIN 1 DROP LARGE

DESCRIPTION

With brass claws clasping onto cage-blown glass, Aegis Chain references the Ball & Claw motif.

MATERIALS

Brass, glass, LED.

DIMENSIONS

Length: 177mm (7.0")
Width: 177mm (7.0")
Height: 1599mm (62.9")

WEIGHT

10kg (22.0lbs)

LAMPING

LED strip

LED COLOUR TEMP

Warm White 3000k
2700k Available upon request
No upcharge

VOLTAGE/WATTAGE

12V DC @ 10W

LUMENS

750lm @ 90+ CRI*
*From the source

DRIVER

12V 25W 0-10V DIMMABLE

STANDARD FINISHES

Blonde Brass, Aged Brass, Dark Bronze (these finishes are waxed)

CUSTOM SURFACE FINISHES

Brushed Nickel, Chrome plating (Add 20%)
Clear enamel finishes available on request (Add 10%)

MAINTENANCE

All LOST PROFILE metal surfaces are waxed. These metal surfaces are designed to age and patinate. Wear gloves when handling to avoid hand prints.

CHAIN & CEILING CANOPY

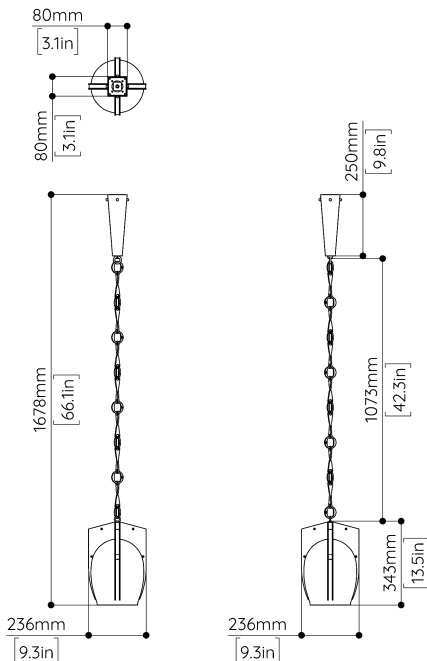
An overall drop of up to 1678mm (66.1") is included in the price. Please specify drop length required upon ordering.
Minimum Drop = 676mm (26.6")
Drop heights are in 145mm (5.7") increments
Additional chain costs extra.
The ceiling canopy is 80 x 80 x 250mm H (3.1" x 3.1" x 9.8")

DRIVERS & DIMMING

LOST PROFILE products are supplied with 0-10V dimmable LED drivers.
PHASE & DALI Dimmable drivers are available for some regions, upon request.
The location of the driver needs to be considered, whether in a ceiling cavity, in a wall cavity, or ideally in an accessible electrical cabinet.

PRICING & LEAD TIMES

Please contact us or your nearest LOST PROFILE representative for current pricing and lead times.

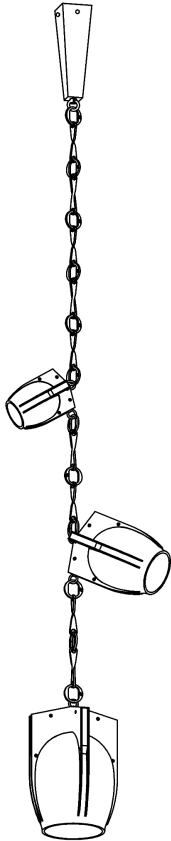


OPTION 1 (STANDARD)

Trapeze Canopy
Integral power supply

SPECIFICATION SHEET

V1.0



AEGIS CHAIN 1 DROP 3 SHADES

DESCRIPTION

With brass claws clasping onto cage-blown glass, Aegis Chain references the Ball & Claw motif.

MATERIALS

Brass, glass, LED.

DIMENSIONS

Length: 414mm (16.3")
Width: 236mm (9.3")
Height: 2265mm (89.2")

WEIGHT

15kg (33.0lbs)

LAMPING

LED strip

LED COLOUR TEMP

Warm White 3000k
2700k Available upon request
No upcharge

VOLTAGE/WATTAGE

12V DC @ 22W

LUMENS

1650lm @ 90+ CRI*
*From the source

DRIVER

12V 25W 0-10V DIMMABLE

STANDARD FINISHES

Blonde Brass, Aged Brass, Dark Bronze (these finishes are waxed)

CUSTOM SURFACE FINISHES

Brushed Nickel, Chrome plating (Add 20%)
Clear enamel finishes available on request (Add 10%)

MAINTENANCE

All LOST PROFILE metal surfaces are waxed. These metal surfaces are designed to age and patinate. Wear gloves when handling to avoid hand prints.

CHAIN & CEILING CANOPY

An overall drop of up to 2265mm (89.2") is included in the price. Please specify drop length required upon ordering.

Minimum Drop = 1835mm (72.2")

Drop heights are in 145mm (5.7") increments

Additional chain costs extra.

The ceiling canopy is 80 x 80 x 250mm H (3.1" x 3.1" x 9.8")

DRIVERS & DIMMING

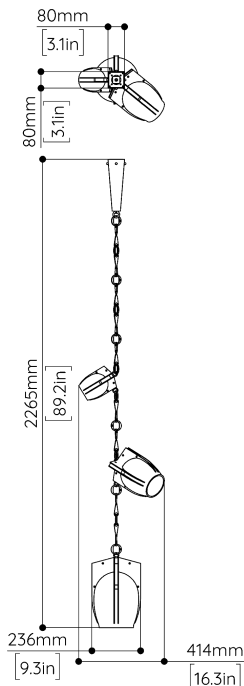
LOST PROFILE products are supplied with 0-10V dimmable LED drivers.

PHASE & DALI Dimmable drivers are available for some regions, upon request.

The location of the driver needs to be considered, whether in a ceiling cavity, in a wall cavity, or ideally in an accessible electrical cabinet.

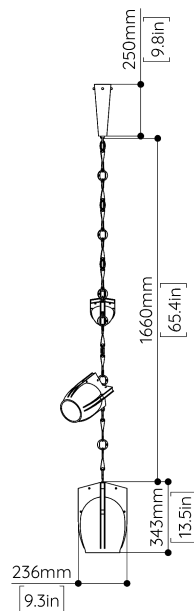
PRICING & LEAD TIMES

Please contact us or your nearest LOST PROFILE representative for current pricing and lead times.



OPTION 1 (STANDARD)

Trapeze Canopy
Integral power supply



SPECIFICATION SHEET

V1.0



AEGIS CHAIN 1 DROP 2 SHADES

DESCRIPTION

With brass claws clasping onto cage-blown glass, Aegis Chain references the Ball & Claw motif.

MATERIALS

Brass, glass, LED.

DIMENSIONS

Length: 300mm (11.8")
Width: 236mm (9.3")
Height: 1810mm (71.3")

WEIGHT

12kg (26.5lbs)

LAMPING

LED strip

LED COLOUR TEMP

Warm White 3000k
2700k Available upon request
No upcharge

VOLTAGE/WATTAGE

12V DC @ 15W

LUMENS

1125lm @ 90+ CRI*
*From the source

DRIVER

12V 25W 0-10V DIMMABLE

STANDARD FINISHES

Blonde Brass, Aged Brass, Dark Bronze (these finishes are waxed)

CUSTOM SURFACE FINISHES

Brushed Nickel, Chrome plating (Add 20%)
Clear enamel finishes available on request (Add 10%)

MAINTENANCE

All LOST PROFILE metal surfaces are waxed. These metal surfaces are designed to age and patinate. Wear gloves when handling to avoid hand prints.

CHAIN & CEILING CANOPY

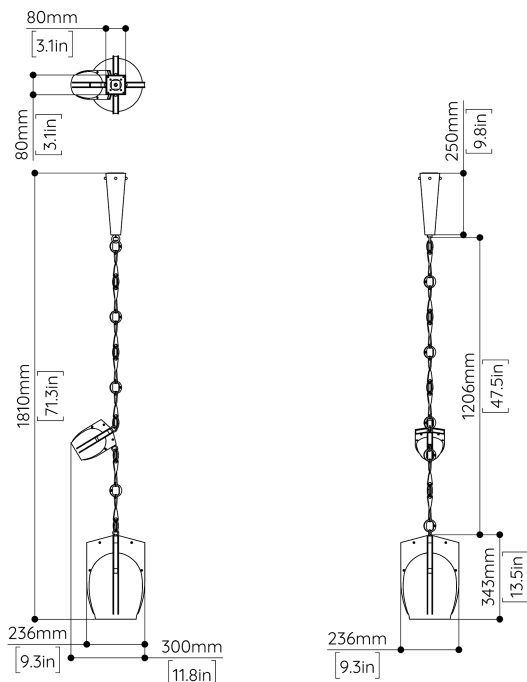
An overall drop of up to 1810mm (71.3") is included in the price. Please specify drop length required upon ordering.
Minimum Drop = 1380mm (54.3")
Drop heights are in 145mm (5.7") increments
Additional chain costs extra.
The ceiling canopy is 80 x 80 x 250mm H (3.1" x 3.1" x 9.8")

DRIVERS & DIMMING

LOST PROFILE products are supplied with 0-10V dimmable LED drivers.
PHASE & DALI Dimmable drivers are available for some regions, upon request.
The location of the driver needs to be considered, whether in a ceiling cavity, in a wall cavity, or ideally in an accessible electrical cabinet.

PRICING & LEAD TIMES

Please contact us or your nearest LOST PROFILE representative for current pricing and lead times.



OPTION 1 (STANDARD)

Trapeze Canopy
Integral power supply